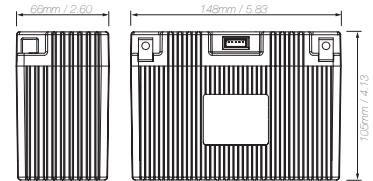


Shorai Battery Specifications and Dimensions



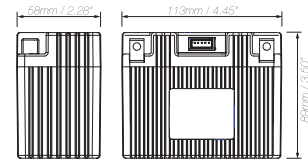
Case size #1, 148mm length, 66mm width, 105mm height
Specifications and Dimensions

Part #	Voltage Pb Eq	Polarity	WHr	A / HR Pb Eq	CCA (A)	Weight (Kg)	Weight (Lbs)
14A1-BS12	12 V		59.4	14	210	0.92	2.03
18A1-BS12	12 V		79.2	18	270	1.06	2.34
18L1-BS12	12 V		79.2	18	270	1.06	2.34



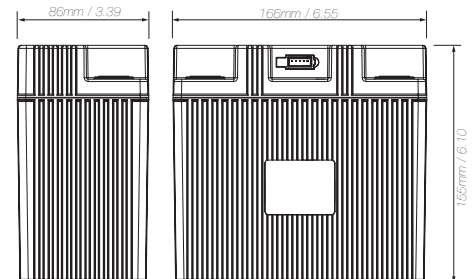
Case size #2, 113mm length, 58mm width, 89mm height
Specifications and Dimensions

Part #	Voltage Pb Eq	Polarity	WHr	A / HR Pb Eq	CCA (A)	Weight (Kg)	Weight (Lbs)
07L2-BS12	12 V		26.4	7	102	0.45	0.99
09A2-BS12	12 V		39.6	9	135	0.62	1.37
09L2-BS12	12 V		39.6	9	135	0.62	1.37
14A2-BS12	12 V		52.8	14	210	0.70	1.54
14L2-BS12	12 V		52.8	14	210	0.70	1.54
18A2-BS06	6 V		39.6	18	270	0.60	1.32
18L2-BS06	6 V		39.6	18	270	0.60	1.32




Case size #3, 166mm length, 86mm width, 155mm height
Specifications and Dimensions


Part #	Voltage Pb Eq	Polarity	WHr	A / HR Pb Eq	CCA (A)	Weight (Kg)	Weight (Lbs)
24A3-BS12	12 V		105.6	24	360	1.65	3.63
24L3-BS12	12 V		105.6	24	360	1.65	3.63
27A3-BS12	12 V		118.8	27	405	1.69	3.72
27L3-BS12	12 V		118.8	27	405	1.69	3.72
36A3-BS12	12 V		158.4	36	540	2.18	4.80
36L3-BS12	12 V		158.4	36	540	2.18	4.80



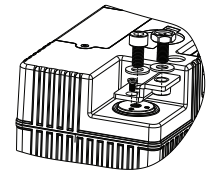
Max charge rate for all Case size #3 batteries is 24A



Terminal base, for horizontal cable mount



L-Terminals included for vertical cable attachment; front or side mount.



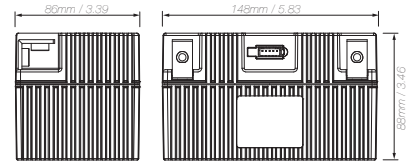
Z-Terminals included for horizontal cable attachment; front or side mount.

Shorai Battery Specifications and Dimensions



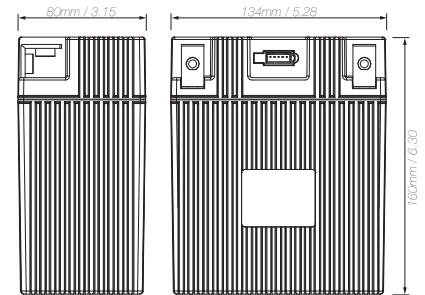
Case size #4, 148mm length, 86mm width, 88mm height
Specifications and Dimensions

Part #	Voltage Pb Eq	Polarity	WHr	A / HR Pb Eq	CCA (A)	Weight (Kg)	Weight (Lbs)
14A4-BS12	12 V		59.4	14	210	0.93	2.05
19A4-BS12	12 V		84.5	19	285	1.12	2.47



Case size #5, 134mm length, 80mm width, 160mm height
Specifications and Dimensions

Part #	Voltage Pb Eq	Polarity	WHr	A / HR Pb Eq	CCA (A)	Weight (Kg)	Weight (Lbs)
14A5-BS12	12 V		59.4	14	210	1.07	2.36
14L5-BS12	12 V		59.4	14	210	1.07	2.36



Case size #6, 148mm length, 82mm width, 140mm height
Specifications and Dimensions

Part #	Voltage Pb Eq	Polarity	WHr	A / HR Pb Eq	CCA (A)	Weight (Kg)	Weight (Lbs)
21A6-BS12	12 V		92.4	21	315	1.36	3.00
21L6-BS12	12 V		92.4	21	315	1.36	3.00

